

482,6 mm (19") Network Cabinet Unique Series



unique**SERIES**

- ✓ 1.5 mm strong steel sheet
- ✓ Load capacity up to 800 kg
- ✓ Standard colors grey and black
- ✓ Large range of equipment available

DN-19 42U-8/10-1

Abstract

482.6 mm (19") Network Cabinet Unique Series, 600, 800 mm width - 600, 800, 1000, 1200 mm depth

Features

- Safety class IP20
- Complete metal frame front door with safety glass, 1-point-locking
- Lock system with swinghandle on front door (ready for profile half cylinder; adapter included)
- Door stop is easy to change
- 120° door opening angle on front- and rear doors
- Double wing opening rear door (800 mm width cabinets); Single opening rear door (600 mm width cabinets)
- Side panels are lockable and removable
- incl. 4 pieces of leveling feet already pre-configured under the rack
- 482.6 mm (19") profile rails mounted on the front- and rear side inside of the rack, galvanized
- 482.6 mm (19") profile rails are adjustable in depth and with height unit marking
- Load capacity of 482.6 mm (19") profile rails: 800 kg
- 2 pieces of mounted depth support bars for more stability from 26U (4 pieces from 32U)
- 800 mm width racks are equipped with vertical cable management ducts in the front
- Sliding cable entry with rubber sealing on the base
- Roof and base with brushed cable entries left and right (on cabinets from 800 mm width)
- Cable entry with brush strip at the top and bottom of the cabinet rear wall (on cabinets from 26U)
- Special roof construction for fan unit with added lid which can be unmounted
- Several earthing points for cabinet components
- Incl. installation set (screws, cage nuts, washers)
- Cabinet is completely mounted



Product Overview

The Network Cabinets of the Unique Series were designed for the user-friendly installation of active- and passive network components accompanied by a neat cable management. Each cabinet consists of up to 1.5 mm strong steel sheet material which ensures a very good stability as a robust steel construction due to special plate curving technique. The color is created by powder coating. For certain conditions, where the set-up location is difficult to reach, the cabinet can be disassembled. Doors can be easily detached and the door stop can be changed. The roof is equipped with an added lid which contains air ventilation slots for a better air circulation. Furthermore, it is ready for the mounting of an air ventilation unit. Each network cabinet contains 2 pairs (4 pieces) of 482.6 mm (19") profile rails inside which are galvanized and with height unit marking (countable from both directions). They are variable in depth and connected with additional depth support bars to realize extensive 482.6 mm (19") equipment installations. An important aspect for each installation is the cable management. The base of each cabinet is equipped with a sliding cable entry panel with rubber sealing. Cabinets from 26U are equipped with two cable entries with brush strips on the rear side above- and underneath the door. For cabinets with 800 mm width, the possibilities of cable management get enhanced with additional cable entries with brushes left and right in the top and base chassis. Furthermore, there are mounted vertical cable ducts with shutter left and right to the 482.6 mm (19") profile rails in the front (on cabinets with 800 mm width). An extensive portfolio of accessories for cable management, shelves, etc. will help to meet many requirements in daily use.

Conform due to standards


- ISO 9001:2008
- IEC 297-1, -2 (dimensions of mechanical structures of 482.6 mm (19") series)
- EN 61587-1:2012 (mechanical carrier for electric systems)
- EN 60950-1:2006 (CE information technological systems - safety - part 1 - general requirements)

Product Video

View a product video of "DN-19 42U-8/8-1" on the official DIGITUS® Professional YouTube Channel (when using this PDF on a computer, smartphone or tablet, please click on the YouTube logo below. Alternatively you can also scan the QR code below):



Product Images



Logistic Data

Height units (U)	Height x Width x Depth in mm	Net weight in kg	Gross weight in kg
22U	1164x600x600 mm	47.9 kg	53.9 kg
	1164x600x800 mm	64.2 kg	72.2 kg
	1164x800x800 mm	68 kg	78 kg
26U	1342x600x600 mm	52.7 kg	58.7 kg
	1342x600x800 mm	69.8 kg	77.8 kg
	1342x600x1000 mm	77 kg	89 kg
	1342x800x800 mm	81 kg	95 kg
	1342x800x1000 mm	88 kg	104 kg
32U	1609x600x600 mm	60.9 kg	66.9 kg
	1609x600x800 mm	79.9 kg	87.9 kg
	1609x800x800 mm	96 kg	106 kg
36U	1787x600x600 mm	66.3 kg	72.3 kg
	1787x600x800 mm	86.4 kg	94.4 kg
	1787x800x800 mm	110 kg	120 kg
42U	2053x600x600 mm	73.7 kg	79.7 kg
	2053x600x800 mm	90 kg	98 kg
	2053x600x1000 mm	107 kg	119 kg
	2053x600x1200 mm	133 kg	145 kg
	2053x800x800 mm	129 kg	139 kg
	2053x800x1000 mm	145 kg	155 kg
	2053x800x1200 mm	152 kg	166 kg
47U	2275x600x600 mm	80 kg	86 kg
	2275x600x800 mm	99.9 kg	107.9 kg
	2275x600x1000 mm	116 kg	128 kg
	2275x600x1200 mm	149 kg	161 kg
	2275x800x800 mm	143 kg	153 kg
	2275x800x1000 mm	159 kg	174 kg
	2275x800x1200 mm	169 kg	182 kg

*Height in mm already includes leveling feet - for cabinet dimensions from top to base without leveling feet, please subtract approx. 30 mm.



Product Number Information

600 mm Width x 600 mm Depth

Item code	U	Color
DN-19 22U-6/6-1	22	Grey (RAL 7035)
DN-19 22U-6/6-B-1		Black (RAL 9005)
DN-19 26U-6/6-1	26	Grey (RAL 7035)
DN-19 26U-6/6-B-1		Black (RAL 9005)
DN-19 32U-6/6-1	32	Grey (RAL 7035)
DN-19 32U-6/6-B-1		Black (RAL 9005)
DN-19 42U-6/6-1	42	Grey (RAL 7035)
DN-19 42U-6/6-B-1		Black (RAL 9005)
DN-19 47U-6/6-1	47	Grey (RAL 7035)
DN-19 47U-6/6-B-1		Black (RAL 9005)

600 mm Width x 800 mm Depth

Item code	U	Color
DN-19 22U-6/8-1	22	Grey (RAL 7035)
DN-19 22U-6/8-B-1		Black (RAL 9005)
DN-19 26U-6/8-1	26	Grey (RAL 7035)
DN-19 26U-6/8-B-1		Black (RAL 9005)
DN-19 32U-6/8-1	32	Grey (RAL 7035)
DN-19 32U-6/8-B-1		Black (RAL 9005)
DN-19 42U-6/8-1	42	Grey (RAL 7035)
DN-19 42U-6/8-B-1		Black (RAL 9005)
DN-19 47U-6/8-1	47	Grey (RAL 7035)
DN-19 47U-6/8-B-1		Black (RAL 9005)

600 mm Width x 1000 mm Depth

Item code	U	Color
DN-19 26U-6/10-1	26	Grey (RAL 7035)
DN-19 26U-6/10-B-1		Black (RAL 9005)
DN-19 42U-6/10-1	42	Grey (RAL 7035)
DN-19 42U-6/10-B-1		Black (RAL 9005)
DN-19 47U-6/10-1	47	Grey (RAL 7035)
DN-19 47U-6/10-B-1		Black (RAL 9005)

600 mm Width x 1200 mm Depth

Item code	U	Color
DN-19 42U-6/12-1	42	Grey (RAL 7035)
DN-19 42U-6/12-1B		Black (RAL 9005)
DN-19 47U-6/12-1	47	Grey (RAL 7035)
DN-19 47U-6/12-1B		Black (RAL 9005)



800 mm Width x 800 mm Depth

Item code	U	Color
DN-19 22U-8/8-1	22	Grey (RAL 7035)
DN-19 22U-8/8-B-1		Black (RAL 9005)
DN-19 26U-8/8-1	26	Grey (RAL 7035)
DN-19 26U-8/8-B-1		Black (RAL 9005)
DN-19 32U-8/8-1	32	Grey (RAL 7035)
DN-19 32U-8/8-B-1		Black (RAL 9005)
DN-19 42U-8/8-1	42	Grey (RAL 7035)
DN-19 42U-8/8-B-1		Black (RAL 9005)
DN-19 47U-8/8-1	47	Grey (RAL 7035)
DN-19 47U-8/8-B-1		Black (RAL 9005)

800 mm Width x 1000 mm Depth

Item code	U	Color
DN-19 26U-8/10-1	26	Grey (RAL 7035)
DN-19 26U-8/10-B-1		Black (RAL 9005)
DN-19 42U-8/10-1	42	Grey (RAL 7035)
DN-19 42U-8/10-B-1		Black (RAL 9005)
DN-19 47U-8/10-1	47	Grey (RAL 7035)
DN-19 47U-8/10-B-1		Black (RAL 9005)

800 mm Width x 1200 mm Depth

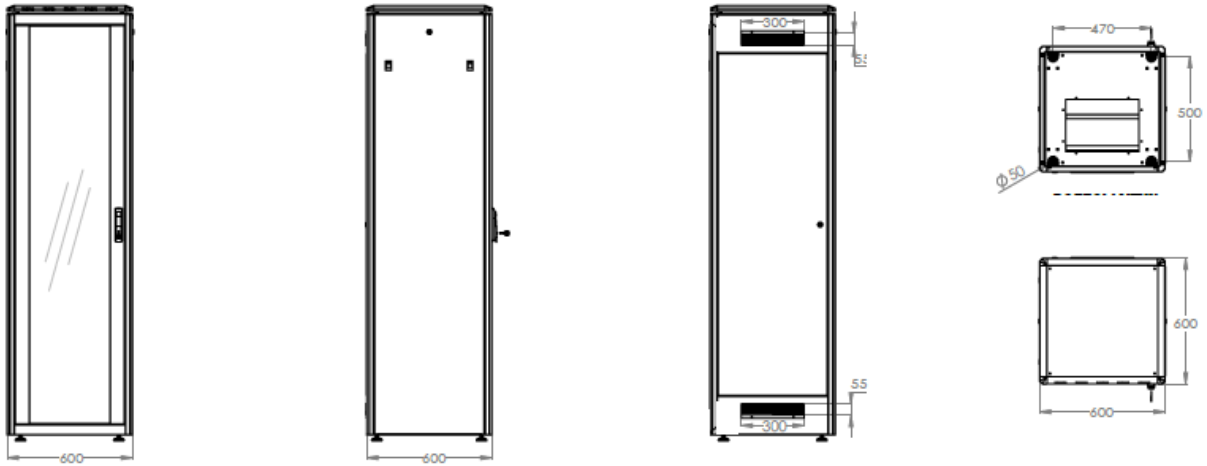
Item code	U	Color
DN-19 42U-8/12-1	42	Grey (RAL 7035)
DN-19 42U-8/12-1B		Black (RAL 9005)
DN-19 47U-8/12-1	47	Grey (RAL 7035)
DN-19 47U-8/12-1B		Black (RAL 9005)

Maximum Equipment Mounting Depth for 482,6 mm (19") Components

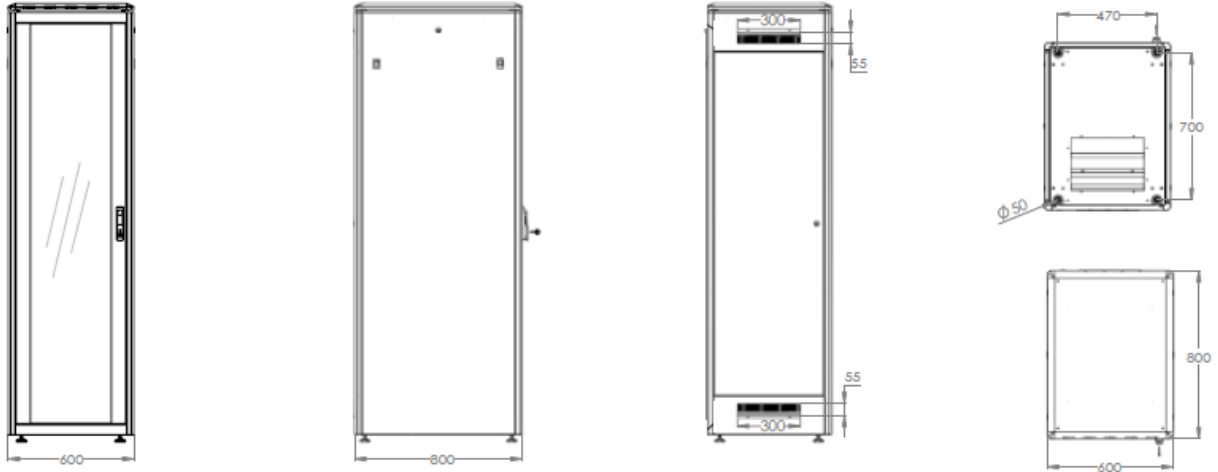
Cabinet depth	Mounting depth min. - max.
600 mm	363 - 543 mm
800 mm	563 - 743 mm
1000 mm	688 - 943 mm
1200 mm	400 - 1135 mm

Technical Drawings

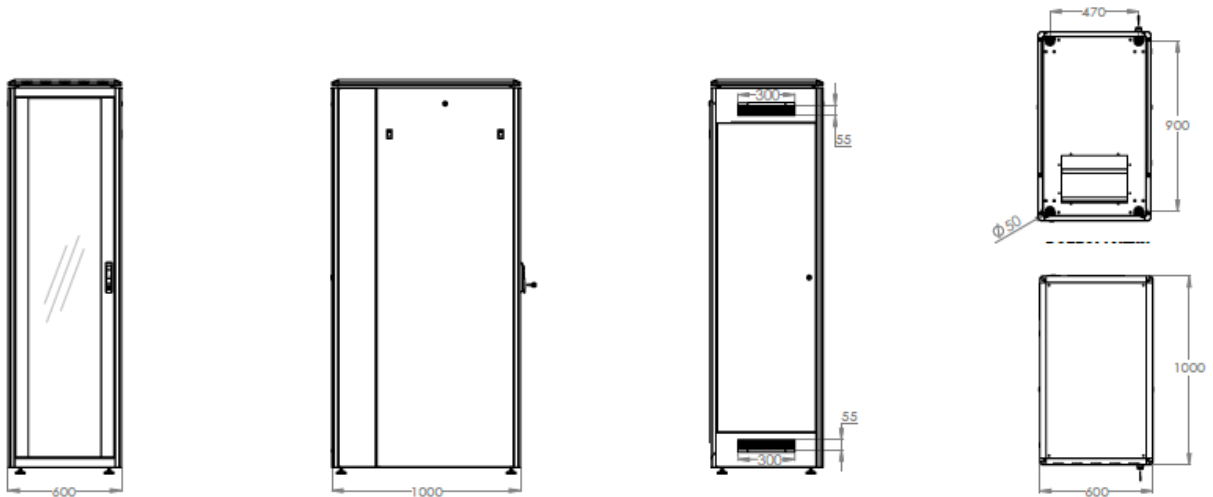
Network Rack Unique Series - 600 mm Width x 600 mm Depth



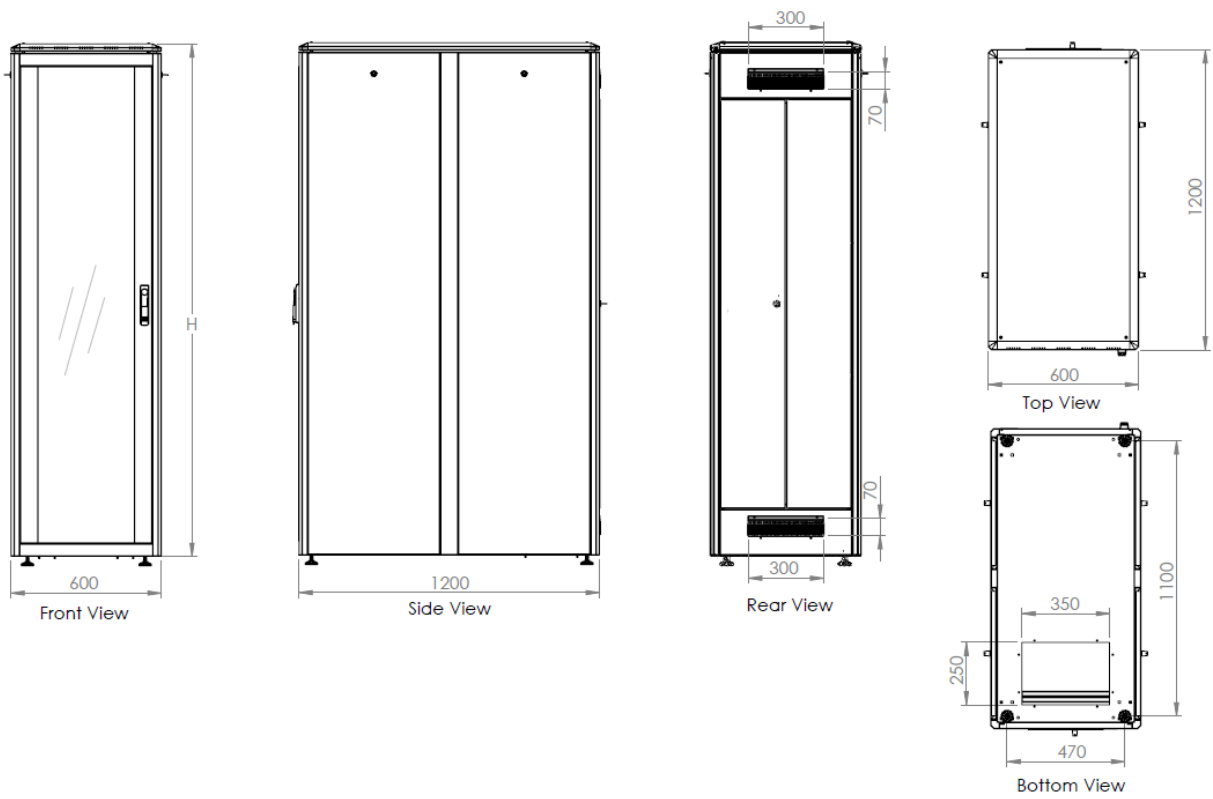
Network Rack Unique Series - 600 mm Width x 800 mm Depth



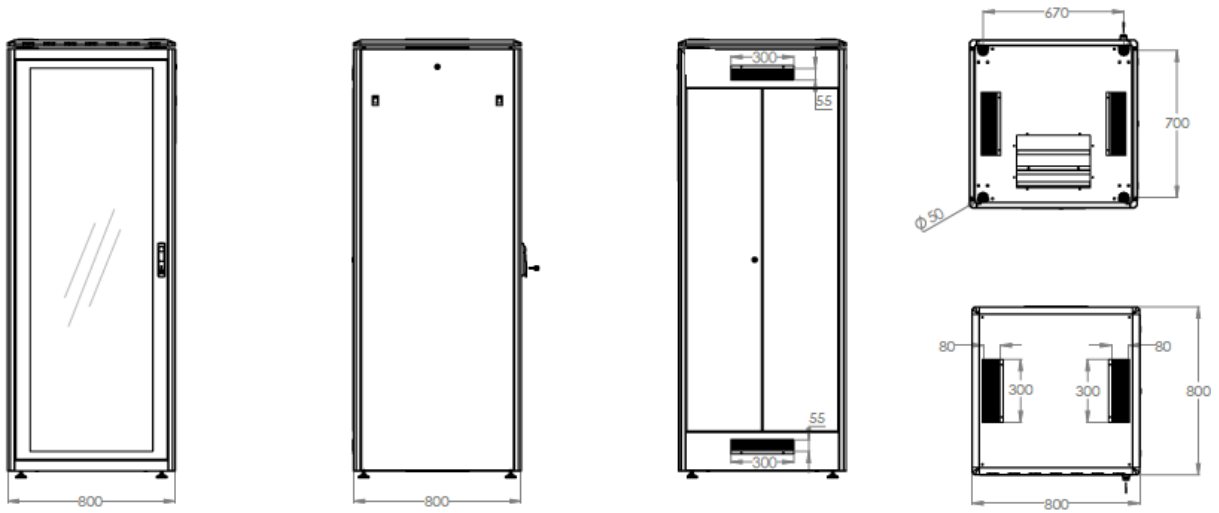
Network Rack Unique Series - 600 mm Width x 1000 mm Depth



Network Rack Unique Series - 600 mm Width x 1200 mm Depth



Network Rack Unique Series - 800 mm Width x 800 mm Depth



Network Rack Unique Series - 800 mm Width x 1000 mm Depth

